



Year 3

Parent Information

Mr Cunningham & Mr Duggan





Pastoral Care

Courage, Courtesy & Concern

- Class charters – devised by pupils
- Certificates of Achievement each month
- Dojo points in class and wholeschool
- Mile Walk
- Pupil of the week – compliments on Seesaw
- 'Living, Learning Together' programme from the NI Curriculum
- NSPCC Keeping Safe Programme
- We work on mindfulness breathing to help to relax.
- We explore feelings and develop the language of emotions.





Homework



Homework will be a mix of tasks to develop **Investigation, Written, Research & IT** skills.

WEEKLY - 1 LITERACY; 1 NUMERACY

DAILY - READING; PHONICS; DOODLE MATHS

- **LITERACY** and **NUMERACY** activities will be uploaded to Seesaw on a **MONDAY**.
- These should be completed throughout the week and returned to school on **FRIDAY**
- **READING** books will be distributed on a **MONDAY**. These are to be kept at home and returned to school on **FRIDAY**.
(A new one will only be given out when the previous one is returned)
- A few pages should be read each night along with the suggested activity
- **PHONICS** – one sound with 3 or 4 variations each week. **ONE** activity should be completed each night as laid out in the workbook in preparation for the spelling test and dictation on Friday
- **DOODLEMATHS** – 10 minutes daily and progress is tracked. Covers all areas of maths and must be completed **INDEPENDENTLY** by your child



Curriculum

Teaching Approaches

Giving children ownership of their learning:

- Learning Intentions
- Success Criteria
- Plenary
- Differentiation
- Personalised targets & teacher expectations
- Peer Assessment
- Self Assessment

KWL:

- Sharing what they already know
- Talking about what they want to find out
- Asking and answering questions

Active Learning:

- Investigation
- Group / Paired work
- Hot seating; interviewing; brain-storming; mind mapping
- Outdoors





Curriculum

Throughout the year special events related to curricular areas will take place in school:

- Literacy Week
- Numeracy Week
- Science Week
- Catholic Schools' Week
- Wellbeing Week


Assessment will take place using

- Weekly spelling tests
- Weekly mental maths tests
- Teacher observations
- Marking of children's work
- Internal tracking of children's Literacy and Numeracy skills
- Paired reading





NUMERACY - Number



Children will -

- revise number facts within 20 and progress to working within 30, 50 and finally 100
- identify, explore, write, add and subtract numbers within 100 using a horizontal format
- explore place value up to Hundreds, Tens and Units
- solve simple money problems up to 99p
- identify halves and quarters of shapes and numbers
- explore mathematical language associated with addition and subtraction
- solve addition and subtraction word calculations.

Many useful maths games can be found on the following websites. You will be directed to these throughout the year to consolidate and practise specific skills and concepts.

www.ictgames.com

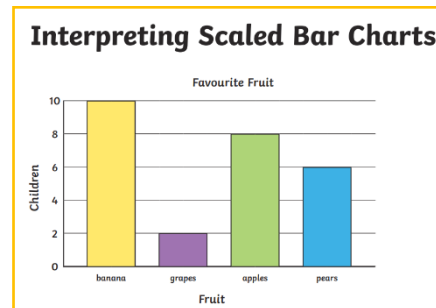
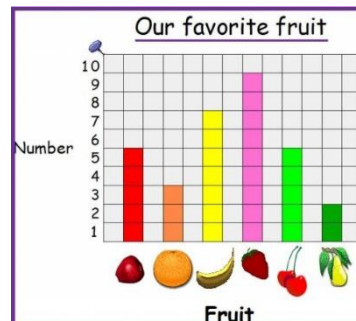
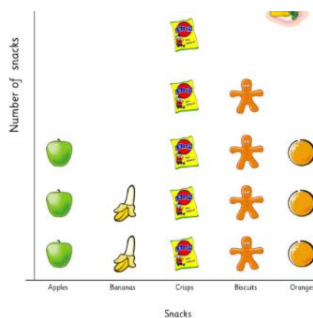
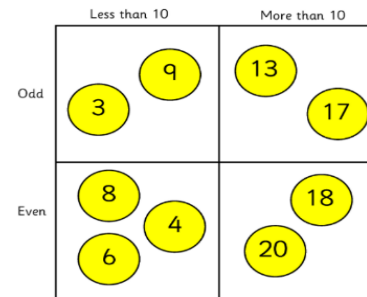
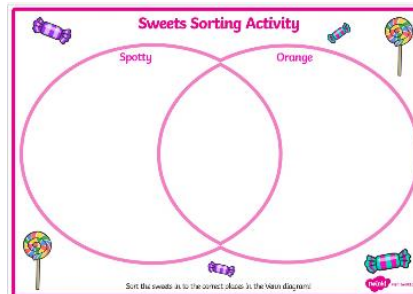
www.topmarks.co.uk

Handling Data

- Collect data relating to topic-based work
- Create and interpret pictograms, tally charts using a frequency table, bar graphs, block graphs, Venn, Carroll and Tree diagrams.

Favorite Pets

Pet	Tally Marks
	
	
	






Measure



- **TIME** - days of the week, months of the year, seasons, o'clock, half past, quarter past, quarter to and their digital equivalents
- Use non-standard units of measure e.g. hand spans.
- Appreciate the need for standard units of measure e.g. cm
- Estimate and measure **CAPACITY**, **WEIGHT** and **LENGTH**



Capacity

is a measure of how much a container can hold.



The soccer ball is lighter than 1 kg.



Measure at Home



MONEY – Keep a purse/money box

Naming coins

Sorting coins for value

Practise counting totals (giving change T3).

WEIGHT & CAPACITY

Talk to your child about heavy/light things at home.

If baking/cooking/shopping compare weight/capacity of different items, eg. sugar, potatoes, milk, cans.

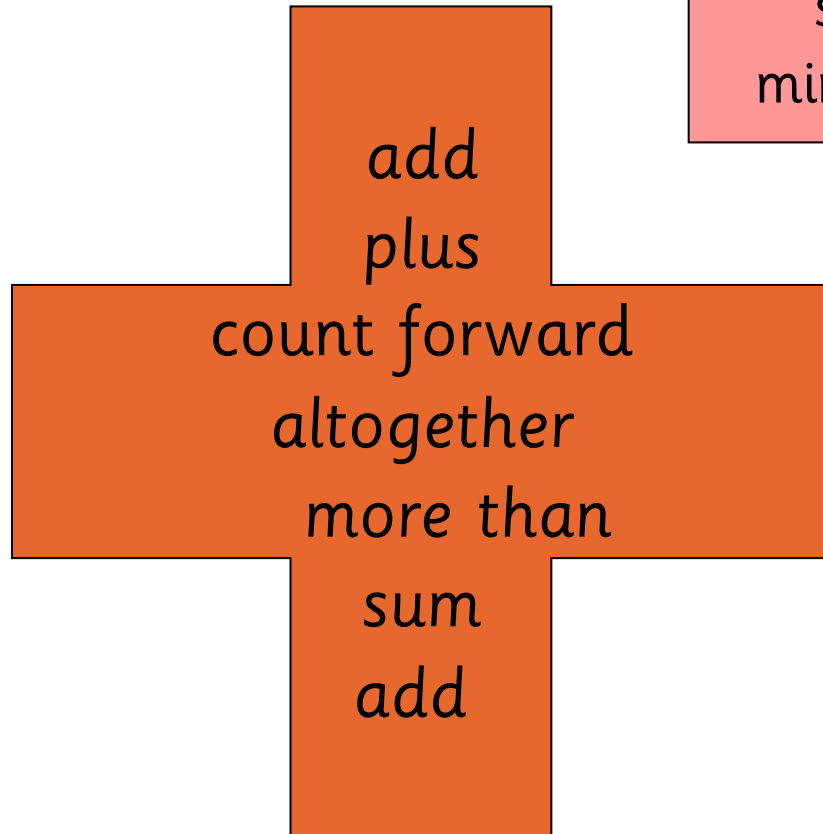
Talk about litres and kilograms.

SHAPE & SPACE

Point out 2D/3D shapes in the environment and in the weekly shop and name them.




Mathematical Language



take away count back
subtract less than
minus difference between

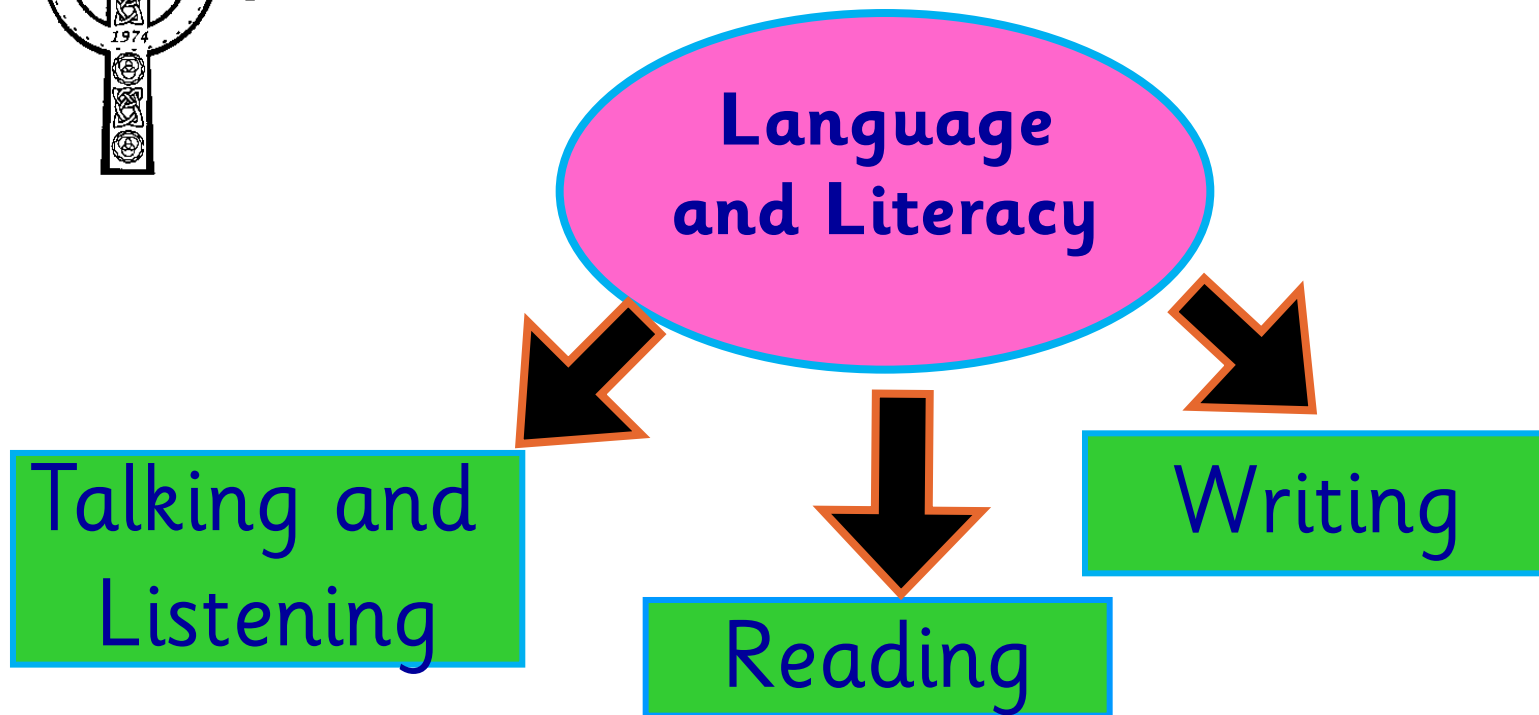
equals makes
same as

is are total





Language and Literacy



Useful websites to enhance literacy skills at home

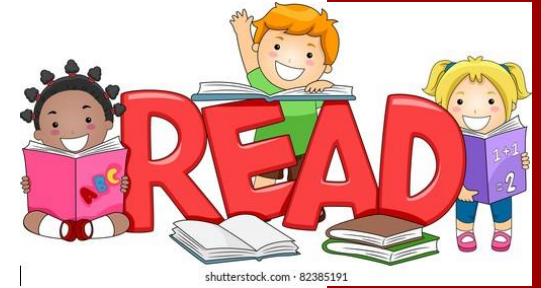
www.communication4all.co.uk - traditional tales

www.roythezebra.com - grammar activities

www.bbcbitesize.co.uk - grammar activities



Guided Reading



Guided reading is when children read in a group with their teacher.

Reading At Home

A book is prepared in class for one week and it is then sent home the following week.

One Guided Reading book is sent home each Monday and returned to school on Friday.

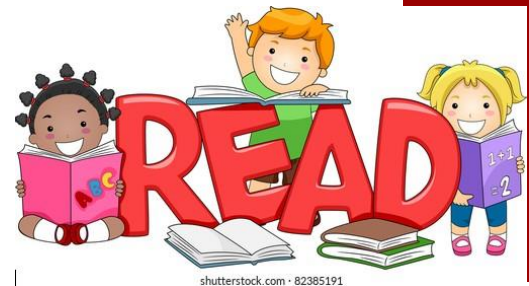
A short oral activity will be listed on Seesaw to be done with the book based on our phonics sound / grammar / punctuation focus.

The book stays at home throughout the week.



Developing Comprehension Skills

- Choose a quiet time and place.
- Spend 10 -15 minutes every evening reading with your child.
- Before reading chat about the pictures on the front cover, the title and the blurb.
- Encourage your child to track under the text if they need to and sound out using the sounds they know. Don't tell them the words unless they are still stuck after trying.
- If your child is reticent to read why not try taking turns.
- Make predictions about what you think might happen in the story, verbally summarise what happened and chat about the characters and plot.





These are the writing forms
taught in P3:

- Recount
- Poetry
- Narrative
- Report
- Procedural

Writing

Pupils will also create:

- Cards
- Posters
- Advertisements
- Comic strips

**Neatness, grammar and
correct
letter formation are
encouraged at all times.**



Linguistic Phonics and Spelling Strategies

**Linguistic Phonics Programme.
High Frequency Words
Topic words when appropriate.**

Encourage independent spelling where possible.

- Encourage your child to sound out as much as possible (Not HFW).
- Involve your child in correcting their own spelling – approximately 3 words per piece.
- Please revisit any spelling errors in the Friday quiz each week.

We use this multi-sensory approach to learn HFW:





Curricular Themes



Key Literacy, Numeracy and Thinking skills will be taught through a range of topics as listed below.

TERM 1


- Going Wild
- Food Glorious Food

TERM 2

- Earth and Beyond

TERM 3

- Take the High Road
- Long, Long Ago





Grow In Love

- Our programme brings home, school and parish together.
- Pupils enjoy the Grow In Love stories, songs and poems.
- Primary 3 will celebrate the Sacrament of Reconciliation. This will take place in March at a time and date determined by the priests of the parish.





Year 3 PE Days

TUESDAY & FRIDAY

On PE days **ONLY**, the children should come to school wearing their PE uniforms. This means maroon **JOGGING BOTTOMS / SHORTS**), **WHITE PE T-SHIRT** and maroon **SCHOOL HOODIE / JUMPER**.

This **DOES NOT** include after school clubs.

On days that your child has a club, they should wear their full school uniform and change for the club if necessary.

We also use the following:

- Go Noodle <https://www.gonoodle.com/>
- Jo Wicks The Body Coach TV Youtube.com
- Cosmic Kids Yoga <https://www.youtube.com>






The Arts



The arts encompass MUSIC, DRAMA and ART.

The children will

- have the opportunity to perform, compose and respond to music.
- participate in weekly Tin whistle classes each Thursday
- perform for an audience – class assemblies; Culture Day and Christmas Carol Service
- have fun acting out our favourite stories, hot seating and participating in role play
- have opportunities to create using a variety of media including pencil, paint, ink print and oil pastel.
- construct using 3D resources and junk and
- use natural materials and ideas from our school grounds to be creative and extend their learning.



Curriculum – Outdoor Learning

Many of our lessons will take place in our wonderful grounds with necessary risk assessments having been carried out.

We will use:

- pond
- polytunnel
- small forest areas
- grassed area and
- playground
- Year 3 outdoor classroom



shutterstock.com • 183021836




Curriculum – Using ICT

ICT is all around us and so, it is important that we incorporate it into the daily learning experiences across the curriculum.

In addition to using Seesaw, we will be using

- Literacy, Numeracy and World Around Us apps or iPads
- Interactive whiteboards
- ICT suite
- Doodlemaths
- Newsdesk





Doodle Maths



- Doodlemaths is an app based on interactive activities designed to build numerical reasoning and problem-solving skills
- Children's login details for Doodle Maths will be in the inside cover of their homework books.
- Children will complete their 'daily' questions on Doodle Maths every night as part of their Homework
- They are encouraged to work to stay in the 'Green Zone'
- It is a 'smart' program so crucial that the activities are completed **independently!**



Play Fund



In P3 & 4 we are introducing a voluntary 'Play Fund'. This involves parents/carers contributing 50p a week to the class teacher. With this money, teachers can provide additional materials for Activity Based and Outdoor Learning.

This will be much appreciated by staff and allow them to offer a wider range of interesting activities for the children. This can be paid up front, termly or weekly to the office using 'School Money'.




Payment method	Amount
Yearly	£20
Weekly	50 p
Term 1	£7.50
Term 2	£6.50
Term 3	£6



Advice on Uniform and Personal Belongings



- Please label **every** item of your child's uniform, including coats.
- Children will need to have a waterproof coat every day for outdoor activities and learning.
- Please **LABEL** snack boxes, lunch boxes and water bottles.
- Water bottles should have a **sports top / cap**
- Please **cut** up apples rather than sending them in whole



THANK YOU!

Mrs Doherty and Mr Duggan

